



USTA LEAGUE TENNIS

Team Captain's Info (Cont'd)



We encourage all tennis players **18** by **Dec. 31, 2011** and older to play **USTA League Tennis**. We have many different levels of teams. A player that has not played leagues before must become a **USTA** member and get the team number from league coordinator or team captain. At this time they will receive help getting their **NTRP Rating**. **THEY ARE TO CONTACT** the **USTA League Coordinator** at **570-8953** so we can get everyone playing at a correct level---not too high or too low---more fun for everyone.

A player may have an individual rating below, but not higher, than the rating at which his/her team is competing, i.e. a player with a 4.0 rating may be on a 4.0 team or higher, but not on a 3.5 or lower team. All players are **STRONGLY** encouraged to play their rated level. **THIS WILL HELP OUR TEAMS BE MORE COMPETITIVE AT SECTIONALS !**

Each team will consist of a **minimum** of **eight players** and a **maximum** of **13 players**, with the exception of **2.5 Ladies** and Lone Star. The format for each League Match shall be **2 singles matches** and **3 doubles matches**. Play will be **2 sets, Regular Scoring**, and a **7-point Coman TieBreak @ 6 games all** in each set. A **10-point Coman TieBreak** will be played for the **3rd Set** if needed. Be sure your players can do tie-breaks correctly. The **2.5 Ladies** have **1 Singles** and **2 Doubles** with **maximum** of **10 players** per team. Lone Star Ladies play 3 lines of doubles with maximum of 10 players on team.

The cost of league, 3.0 thru 4.0 is **\$27** per player, plus **\$3 TennisLink Fee**. Captains must get a team number from the League Coordinator for players to register. Captains are responsible for making sure their players are registered by the stated deadline of **MARCH 24th**. **No one will be excepted to by the league coordinator. ALL** players' **USTA** membership **MUST BE GOOD** through the entire league season and Sectionals. Fees for the leagues cover the cost of Courts, Printing, Awards, and Administrative Fees.

**Entry Deadline for Team Rosters in TennisLink is:
Thurs, March 24th, 10:59 PM • NO EXCEPTIONS**

The **USTA League Coordinator** is **Ona Lee Johnson 570-8953**, Email: olj@amaonline.com. Anyone interested in being on a team or forming a team, please contact her using information above.

Winners in local competition may advance to State playoff (Sectionals) with a chance to go to Nationals. There is a **\$150** per **Adult League Team Entry Fee** for each team that goes to Sectional. That fee is divided among players on the team and sent in with winning team's roster.



USTA LEAGUE TENNIS

Team Captain's Info (Cont'd)



Things to Know and Responsibilities

- Home Team provides the balls.
- Please be courteous to the facilities that are providing the Courts by:
 - Starting matches on time
 - Collecting ball lids/containers, water jugs/bottles, etc. at end of match
 - If late match, DO NOT sit around at courts talking; go to parking lot/meeting place.
- Exchange line-ups AT LEAST 5 minutes before match time.
- Have players on court with their opponents by **AT LEAST 5 Minutes** after scheduled match time. Make sure they know who they are playing and are on the right court.
- Warm-up with opponents is **MAXIMUM 5 MINUTES**. (Warm up as a team by being at your matches 15-30 minutes early.)
- Although we encourage fair play, there is a 15 MINUTE DEFAULT TIME for players to be on their assigned court, ready to play. See **P. 15 3.03L(1) of League Regulations** for **ORDER OF DEFAULTING: ALWAYS #3 Doubles or #2 Singles FIRST**.
- Make sure you get Match Scores entered on TennisLink within the 24 hr. period. If the Home Team Captain does not do this, the Visiting Team Captain should. Visiting Team Captains should always go in and verify scores. If there is a Score Entry problem/disput, please contact the League Coordinator for help.

MOST OF ALL, HAVE LOTS OF FUN and PLAY BY THE RULES !!!

WHEN YOU LOSE, DON'T LOSE THE LESSON.

For your information: The **TennisLink Fee** went up 4 years ago from \$2 to \$3 and will remain at that level for at least 5 years.

This is fourth year Appeals of **NTRP Ratings** will be done online except for Medical Appeals and is third year that Benchmark(**B**) players' ratings will remain as is for at least one year. This is to help stop the "Up, Appeal, Back Down" Ratings which discourages other players with the system.

Players' NTRP Ratings are based on all leagues in which they play, except **Combo** and **Mixed League**. If Mixed League is the only one in which they play, that is what is used for their year-end rating(**M**).

Player's **NTRP Rating** are based on: **50% Match History** and **50% Previous Year's Matches**.

*** * * * * VERY IMPORTANT * * * * ***

If you have players who must **SELF-RATE** (Have not played **USTA Leagues** before and therefore do not have a **NTRP Rating**), **Have Them Call USTA League Coordinator (570-8953 or 622-8493), when They are Ready to Sign Up and do SELF-RATING**. Hopefully we will get them at correct level the first time.



USTA LEAGUE TENNIS



TennisLink Info & Tips



Register for a Team • Print Score Card • Record a Match Score


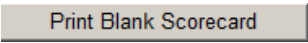
The **TennisLink** Website has undergone a facelift. It's appearance & look are somewhat different, but functionality is the same as the previous website. If you have a USTA Membership you may/may not have a **USTA Account** already for the New **TennisLink** Website. Before you can use the New TennisLink Website, you will have to **CREATE A USTA ACCOUNT**. There is a button for this on the **TennisLink** webpage.

Register for a Team

- 1) Go to **TennisLink** (Paste URL tennislink.usta.com/leagues in your Internet Browser Window)
- 2) Under the **Start Playing** section, Click on , then fill in your info on the next page.
- 3) Enter required info on the 'Register for a Team' page (**USTA Number, Team #, Phone Number, Email Address**), then click .


DO NOT select the 'Are you the Captain' checkbox. **TennisLink** knows if you are the captain since the **USTA League Coordinator** already setup the **Team#** and **Team Captain**. If you select the 'Are you the Captain' checkbox, will get a message that your team has a captain already.

Print a Score Card

- 1) Go to **TennisLink** (Paste URL <http://tennislink.usta.com/leagues> in Internet Browser Window)
- 2) Under the **Stats and Standing** section, enter the **Match Number**, Click on .
- 3) Go to bottom and click on .

NOTE: EACH CAPTAIN SHOULD BRING A SCORE CARD FOR EACH MATCH.

Record a Match Score

- 1) Go to **TennisLink** (Paste URL <http://tennislink.usta.com/leagues> in Internet Browser Window)
- 2) Under the **Stats and Standing** section, enter the **Match Number**, Click on .
- 3) Click on **NEXT** after entering **USTA Number** and **Match Number**.
- 4) **Winners Score ALWAYS** goes **FIRST**.
- 5) Be sure you click on the little circle below the winning player/players.
- 6) Continue until it says, "**Congratulations you have entered the scores**".
- 7) **Winning Team Captain** does this within 24 hrs. of completion of Team Match, and other captain goes in to check and confirm. **DON'T FORGET THIS !!!** Both are very important.
- 8) If you disagree about scores entered, call **Ona Lee** at **570-8953**, after visiting with other captain, I can make changes if needed. ***** If the 2 captains compare scores, **BEFORE** leaving the courts on day of play (AS YOU SHOULD) this greatly reduces chances of mistake!!!!



USTA LEAGUE TENNIS

TennisLink Info & Tips (Cont'd)



View Registered Team Members • View Team Information

- 1) Go to **TennisLink** (Paste URL <http://tennislink.usta.com/leagues> in Internet Browser Window)
- 2) Under the **Stats and Standing** section, enter your **Team#**, Click on .

Shows you who has registered for your team to date (so you can get others on ball to register).

Near top of the **TennisLink League Reports–Team Level** page showing team members registered, there are five boxes: **Team Summary**, **Match Summary**, **Match Schedule**, **Player Roster**, and **Blank Score Card**.

TennisLink League Reports–Team Level

Team	USTA Section	District/Area
Wolfe	USTA/TEXAS	TEXAS - AMARILLO

<input type="button" value="Team Summary"/>	<input type="button" value="Match Summary"/>	<input type="button" value="Match Schedule"/>	<input type="button" value="Player Roster"/>	<input type="button" value="Blank Scorecard"/>
---	--	---	--	--

You can click on each of those as season goes along and quickly see how your team stands. You can also can print **ALL Match Scorecards** from there. Printing a **Scorecard** from here includes a list of each Team's Members at the bottom. This is where you will get your Team's **Match Schedule** after it is online, and view information for any team in your league (**Team Summary**, **Team Players**, **Team Standings**, **Team Matches**).

Team Summary

Team Name: Wolfe

Captain: Mark Wolfe

Team Players - *Click on a Player to view their Individual Player Record*

NTRP	Player Name	NTRP	Player Name	NTRP	Player Name
3.5	Pete Sampras	3.5	Andy Roddick	3.5	Roger Federer
3.5	Jim Courier	3.5	Andy Murray	3.5	Bob Bryan
3.5	Gustavo Kuerten	3.5	Jo-Wilfred Tsonga	3.5	Mike Bryan
3.5	Andre Agassi	3.5	Novak Djokavic		
3.5	John McEnroe	3.5	Marin Cilic		

Team Standings - *Click on a Team Name to view the Team Summary*

Team Name	Team Wins	Team Losses	Ind. Wins	Ind. Losses	Sets Lost	Games Lost
Samprass	9	1	36	14	37	383
Courier	7	3	30	20	47	401
Agassi	6	4	25	25	51	421
McEnroe	4	6	23	27	61	441
Roddick	4	6	22	28	62	472
Murray	0	10	12	38	81	523

Team Matches - *Click on a Team or Match to view details*

Date	Opponent	Results	Date	Opponent	Results
3/25/2009	Courier	Won 4-1	4/29/2009	Courier	Won 4-1
4/1/2009	Agassi	Won 3-2	5/6/2009	Agassi	Lost 2-3
4/8/2009	McEnroe	Won 5-0	5/13/2009	McEnroe	Won 3-2
4/15/2009	Roddick	Won 3-2	5/20/2009	Roddick	Won 3-2
4/22/2009	Murray	Lost 1-4	5/27/2009	Murray	Lost 2-3



USTA LEAGUE TENNIS

Rescheduling League Matches



- Rescheduling is **ONLY** FOR WEATHER. Lack of players is a **DEFAULT** of lines that can not be played. **NO RESCHEDULING**
- Teams will need to reschedule when the weather is too severe or when the home site is inundated with rain at match time. The **League Coordinator** will try to notify captains by 5:00 if at all possible. Please have contact info for each of your players available so you can quickly notify them. Always notify out-of-town players first. There will be times when weather changes quickly and too late for me to reach you, but will let facilities know what to tell you. **DO NOT** begin calling at 3:00; lots can change before 5:00. **MATCHES WILL BE PLAYED IF AT ALL POSSIBLE AND STILL BE SAFE.**
- The home team captain will be responsible for contacting the other captain that day or the very next day. Both captains need to agree on two possible dates/times for the make-up as a whole team would be best, but line by line is often easier.
- Reschedule weather related postponements within two days and play all match lines, the quicker the better, within **TWO WEEKS** of the originally scheduled date or by the cutoff for the end of the league, whichever comes first. If make-up is not completed in this time period, league committee will schedule match (or remaining lines) on the next Sat. and there will be NO changes.
- **Both captains should preferably Email (or call) the League Coordinator with new times, dates, and site for all lines needing to be played. This protects teams against any confusion that may occur. Captains are responsible for making own court arrangements for these make-up, due to weather only, matches but league will pay court fees for approved courts only.**
- **Once a match is rescheduled and confirmed by both captains, the date, time, and site cannot be changed unless it is rained out again or the weather is too severe for play.**

Captains, you need to understand that matches **MUST BE PLAYED WHEN AND WHERE THEY ARE SCHEDULED** unless weather causes rescheduling and this **MUST BE APPROVED BY COORDINATOR**. Captains cannot move matches "because they would rather play at different facility" or move to indoor courts "because wind is blowing" without getting approval first. Failure to do this will result in that captain being responsible for court costs at unapproved site.



USTA LEAGUE TENNIS

USTA Texas Sectionals Schedule



2011 Adult Texas Sectional Championship Dates & Info

DATE	EVENT	LOCATION	ENTRY FEE	HOTEL INFO
June 10–12	Senior Mixed Doubles Sectional	Corpus Christi	\$100 Per Team	
Aug 5–7	Adult League Sectional (Lone Star, 2.5 – 3.5)	Dallas	\$150 Per Team	
Aug 12–14	Adult League Sectional (4.05.0, and up)	Dallas	\$150 Per Team	
Aug 12–14	Little State – 2nd place Teams (2.5 – 4.0 Adult Ladies)	Corpus Christi		
Aug 12–14	Little State – 2nd place Teams (3.0 – 4.5 Adult Men)	Montgomery		
Sept 16–18	Seniors League Sectional	Tyler	\$100 Per Team	
Sept 16–18	Little State – 2nd place Teams (Seniors)	Corpus Christi		
Sept 30–Oct 2	Adult Mixed Doubles Sectional (6.0 – 10.0)	Southlake	\$100 Per Team	
Oct 14–16	Adult Combo Sectionals (5.5 – 9.5 Ladies & Men)	Waco	\$100 Per Team	
Nov 4–6	Super Senior Plus	Austin	\$100 Per Team	
Nov 11–13	Super Seniors	New Braunfels	\$100 Per Team	



USTA LEAGUE TENNIS

On-Court Rules*



- If you have any doubt as to whether a ball is out or good, you must give your opponent the benefit of the doubt and play the ball as good. You should not play a let.
- It is your obligation to call all balls on your side, to help your opponent make calls when the opponent requests it, and to call against yourself (with the exception of a first service) any ball that you clearly see out on your opponent's side of the net.
- Any "out" or "let" call must be made instantaneously (i.e., made before either an opponent has hit the return or the return has gone out of play); otherwise, the ball continues in play.
- Do not enlist the aid of spectators in making line calls.
- If you call a ball out and then realize it was good, you should correct your call.
- To avoid controversy over the score, the Server should announce the set score (e.g., 5-4) before starting a game and the game score (e.g., thirty-forty) prior to serving each point.
- If players cannot agree on the score, they may go back to the last score on which there was agreement and resume play from that point, or they may spin a racket.
- Foot faults are not allowed. If an opponent persists in foot faulting after being warned not to do so, the Referee should be informed.
- Do not stall, sulk, complain, or practice gamesmanship. You are expected to try your best on each point.

Wait until the players on another court have completed a point before retrieving or returning a ball.

***Excerpted from the official USTA publication, "The Code," whose principles and guideline shall apply in any match conducted without officials.**



USTA LEAGUE TENNIS

Coman TieBreak Procedure



The Coman Tiebreak Procedure

The **Coman Tiebreak Procedure** is the same as the present tiebreak (set or match), except that ends are changed after the **1st Point**, then after every **4 Points** (i.e., after the 5th, 9th, 13th, 17th points, etc.), and at the conclusion of the tiebreak. The procedure for playing the **Coman Tiebreak** is the same for a **SET** or **Match Tiebreak**. For example, if the **Coman Tiebreak Procedure** is used when the set score is 6-6, the player whose turn it is to serve shall serve the first point from the deuce court; after the first point, the players shall change ends and the following two points shall be served by the opponent(s) (in doubles, the player of the opposing team due to serve next), starting with the ad court; after this, each player/team shall serve alternately for the two consecutive points (starting with the ad court), changing ends after every four points, until the end of the tiebreak game.

When will it be used?

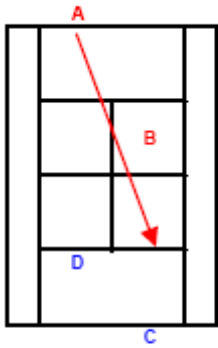
The **Coman Tiebreak Procedure** will be used at all **USTA League Tennis Sectional** and **National Championships** beginning in the 2006 league year for all set and match tiebreaks. The Procedure is to be used in **ALL** of **AMARILLO's** USTA **Leagues**.

Principal Advantages:

Fairness—By changing ends more frequently, the effects of the elements (sun, wind, etc.) are distributed more evenly between the two opponents as opposed to playing six consecutive points before changing ends.

In doubles, the server will always serve from the same end of the court, rather than having to serve from both ends.

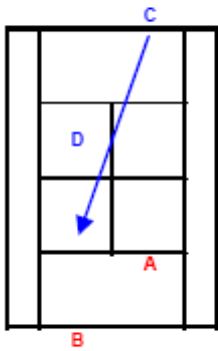
1st POINT and then SWITCH SIDES



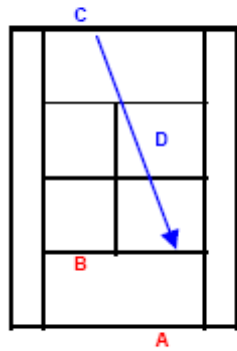
Switch sides after points
1,5,9,13,17,... and the last point.

Should be used with either regular set tiebreak (first to 7 points, win by 2) or third set match tiebreak (first to 10 points, win by 2).

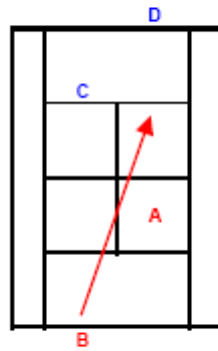
2nd POINT



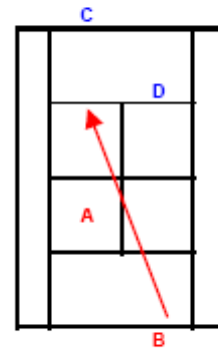
3rd POINT



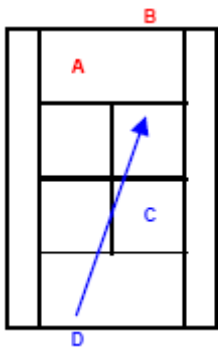
4th POINT



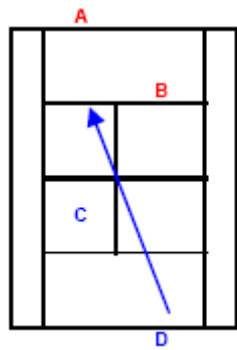
5th POINT and then SWITCH SIDES



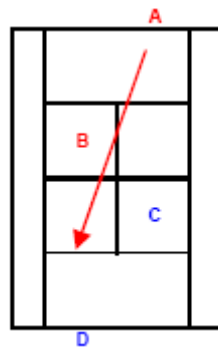
6th POINT



7th POINT



8th POINT



9th POINT and then SWITCH SIDES

